

Test Report

Number: SZHH02076395

Applicant: SENA TECHNOLOGIES CO.,LTD.
19,HEOLLEUNG-RO 569-GIL,GANGNAM-GU,
SEOUL,06376 REPUBLIC OF KOREA

Date: Aug 12, 2025

Attn: WENCHI ZHANG

Sample Description:

Four (4) pieces of submitted sample said to be :

Item Name : **Ski Helmet**
Item/Model No. : **LATITUDE S2**
LATITUDE S1
LATITUDE

Helmet Size : L 58-61CM
Material for Helmet : Shell PC+ABS+EPS
Factory Name : Spoton
Date Sample Received : Jul 07, 2025
Testing Period : Jul 07, 2025 ~ Aug 12, 2025



Tests conducted:

As requested by the applicant, refer to attached page(s) for details.



Page 1 of 15

Test Report

Number: SZHH02076395

Conclusion:

Tested sample
Submitted sample

Standard
EN 1077:2007 standard specification for helmets for alpine
skiers and snowboarders

Result
Pass

Authorized by:
For Intertek Testing Services
Shenzhen Ltd.

Andy Fu



Andy, Fu Bo
Title: Manager
CNAS Approved Signatory

Should you have any query on this report, please click the link below:
https://verifyindex.intertek.com.cn/home/index?id=hl_report_verify



Page 2 of 15



Test Report

Number: SZHH02076395

Tests Conducted

1 Standard Specification for Helmets for alpine skiers and snowboarders

As per EN 1077:2007: standard specification for helmets for alpine skiers and snowboarders.

Number of samples tested: Four (4) pieces

Helmets size: 58-61cm

Class of protection: B

Test headform: 605mm(EN960:2006)

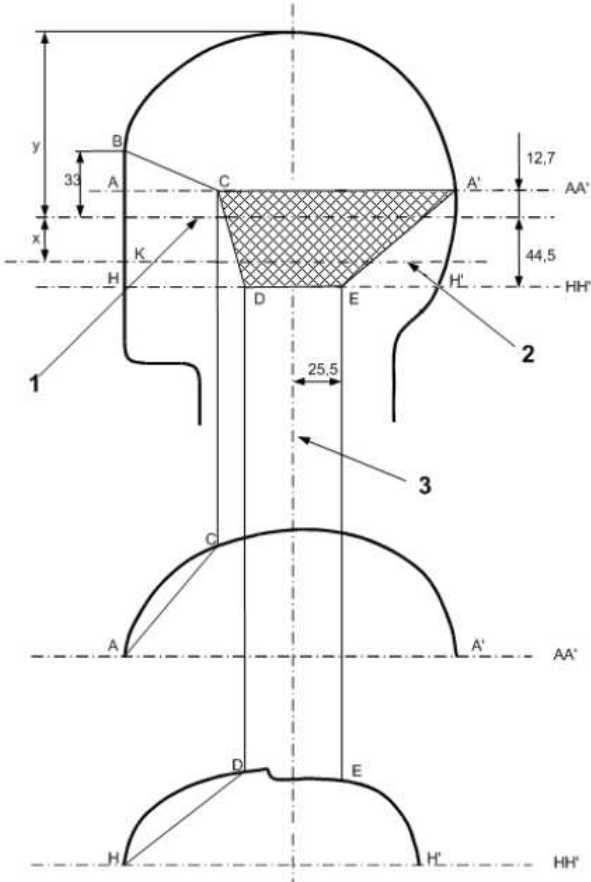
Clause	Test Items	Result
4.1	<p>Materials</p> <p>For those parts of the helmet coming into contact with the skin the material used shall not be subject to any known appreciable alteration from contact with sweat or with substances likely to be found in toiletries.</p> <p>Materials shall not be used which are known to cause skin disorders or other adverse effects on health. For a material not in general use advice as to its suitability shall be sought before its introduction.</p>	
4.2	Construction	
4.2.1	<p>General</p> <p>The helmet shall be so designed and shaped that parts of it (for example visor, rivets, ventilators, edges, fastening device etc.) are not likely to injure the user. This can be verified in accordance with 5.2.</p> <p>NOTE Helmets should:</p> <ul style="list-style-type: none"> - have low weight; - be easy to put on and take off; - be usable with spectacles; - not significantly interfere with the ability of the user to hear; - have good durability and withstand normal handling; - permit cleaning. 	P (See Appendix)
4.2.2	<p>Retention system</p> <p>4.2.2.1 General</p> <p>Means shall be provided for retaining the helmet on the wearer's head. All parts of the retention system shall be securely attached to the system or to the helmet, so it would not come off during its use. This can be verified in accordance with Clauses 5.7 and 5.8</p> <p>NOTE It is recommended that the opening mechanism is marked with red or orange colour.</p> <p>The colour of any part of the retention system shall not be green.</p> <p>4.2.2.2 Chin straps</p> <p>The chin strap shall not include a chin cup.</p> <p>Any chin strap shall be not less than 15 mm wide. This can be verified in accordance with 5.2.</p> <p>Chin straps may be fitted with means of enhancing comfort for the wearer.</p> <p>4.2.2.3 Fastening devices</p> <p>Any retention system shall be fitted with a device to adjust and maintain tension in the system. The strength in the system shall be in accordance with 4.7.1.</p>	P (W: 15.2mm Colour:Black)



Test Report

Number: SZHH02076395

Tests Conducted

Clause	Test Items	Result
4.3	Field of vision When tested in accordance with EN 13087-6, there shall be no occultation in the field of vision bounded by angles as follows: - horizontally 105°; - upwards 25°; - downwards 45°.	P (Horizontally: >105° Upward: >25° Downwards: >45°)
4.4	Extent of coverage	
4.4.1	<p>Class A</p> <p>For Class A, when positioned in accordance with EN 13087-6 on a headform of appropriate size, the helmet shall cover at least the area above the line BCDEA' in Figure 1. No parts of the coverage may be detachable.</p> <p>Those parts covering the area below the reference plane (shaded in Figure 1) shall be designed to give some protection against mechanical risks like abrasion. This can be verified in accordance with 5.2. Smaller openings for better hearing and/or ventilation are allowed.</p> 	NA



Test Report

Number: SZHH02076395

Tests Conducted

Clause	Test Items	Result
	<p>The test area for class A is given in Figure 2.</p> <p style="text-align: right;">Dimensions in millimetres</p> <p>Key</p> <ul style="list-style-type: none"> 1 reference plane 2 basic plane 3 central vertical axis 	
4.4.2	<p>Class B</p> <p>For Class B, when positioned in accordance with EN 13087-6 on a headform of appropriate size, the helmet shall cover at least the area above the line BCA' in Figure 1. Parts below the AA' plane (shaded part in Figure 1) are optional and may be detachable and/or removable.</p> <p style="text-align: right;">Dimensions in millimetres</p> <p>Key</p> <ul style="list-style-type: none"> 1 reference plane 2 basic plane 3 central vertical axis <p style="text-align: center;">Figure 3 — Test area for class B</p>	P
4.5	<p>Shock absorbing capacity</p> <p>When tested in accordance with 5.5 the peak acceleration shall not, for each impact, exceed 250 g.</p>	P (See Appendix)



Test Report

Number: SZHH02076395

Tests Conducted

Clause	Test Items	Result								
	<p>Only the flat anvil shall be used.</p> <p>Table 3 — Testing parameters</p> <table><tr><th>Sample</th><th>Conditioning</th></tr><tr><td>1</td><td>Ambient temperature</td></tr><tr><td>2</td><td>Low temperature</td></tr><tr><td>3</td><td>Artificial ageing</td></tr></table> <p>Impact each helmet on two sites. The impact sites on the same sample shall be separated by a distance of minimum 100 mm measured as a chord with a divider. The impacts shall be directed towards the centre of gravity of the headform. The velocity of the headform shall be 5,42 m/s +0 -0,1 (this is theoretically equivalent to a drop height of 1 500 mm). The velocity of the headform shall be measured at a distance between 60 mm and 10 mm prior to impact, to an accuracy of 1 %. The testing shall be conducted under recorded conditions of room temperature.</p>	Sample	Conditioning	1	Ambient temperature	2	Low temperature	3	Artificial ageing	
Sample	Conditioning									
1	Ambient temperature									
2	Low temperature									
3	Artificial ageing									
4.6	<p>Resistance to penetration When tested in accordance with 5.6 the point of the punch shall not touch the headform. The helmets shall first undergo the process of conditioning according to 5.3, selected by the test laboratory, which is likely to give the least satisfactory results. Perform the test on sample 4 (see Table 2). The velocity of the striker shall be one of the following: a) 3,84 m/s +0 - 0.1 m/s (this is theoretically equivalent to a drop height of 750 mm) for class A helmets; b) 2,71 m/s +0 - 0.1 m/s (this is theoretically equivalent to a drop height of 375 mm) for class B helmets. Each helmet shall be impacted three times, each time in a different site. The sites shall be at least 100 mm apart measured as chords with dividers.</p>	P (See Appendix)								
4.7	Retention system performance									
4.7.1	<p>Strength When tested in accordance with 5.7, the dynamic extension shall not exceed 35 mm and the residual extension shall not exceed 25 mm. For this purpose, extension includes slippage of the fastening device. Following the test the retention system shall still permit the helmet to be released from the headform by normal operation of the release system. Damage to the retention system shall be accepted provided that the above requirements are met.</p>	P (See Appendix)								
4.7.2	<p>Effectiveness When tested in accordance with 5.8 the helmet shall not come off the headform.</p>	P (Did not come off)								
4.8	<p>Durability After being tested the helmet shall not show damage that would cause an additional injury to the wearer's head (sharp edges, points etc.). This can be verified in accordance with 5.2</p>	P								
5.2	Inspection and determination of mass	P								



Test Report

Number: SZHH02076395

Tests Conducted

Clause	Test Items	Result
	If no test method is specified in this European Standard the compliance with the requirements have to be checked by visual and/or tactile examination. The width of the chin strap shall be measured prior to testing and without any tension on the strap. Determine the mass of the helmets of the same size submitted for testing. Calculate and record the mean value in grams rounded off to the nearest 10 g stating the size of the helmet.	(See Appendix)
6	Marking Each helmet shall be permanently marked in such a way that the following information is easily legible by the user and is likely to remain legible throughout the life of the helmet: <ul style="list-style-type: none"> • number of this European Standard, i.e. EN 1077; • name or trademark of the manufacturer; • designation of the model; • designation (on class A helmet only): 'helmet for alpine skiers and for snowboarders – class A'; • designation (on class B helmet only): 'helmet for alpine skiers and for snowboarders – class B'; • size or size range of the helmet, quoted as the circumference (in cm) of the head which the helmet is intended to fit; • weight of the helmet (the average mass in grams of the helmet size in question rounded to the nearest 50 g); • year and quarter of manufacture. 	P
7	Information supplied by the manufacturer With every helmet distinct information in the language(s) of the country of sale shall be furnished as follows: <ul style="list-style-type: none"> • maintenance, cleaning and storage; • suitable accessories; • warning if the shell is made of a material that is known to be adversely affected by contact with hydrocarbons, cleaning fluids, paints, transfers or other extraneous additions; • that the helmet shall be adjusted to fit the wearer; • how the helmet should rest on the head to ensure the intended protection (e.g. that it should be placed so as to protect the forehead and not be pushed too far back over the back of the head); • that a helmet subjected to violent impact shall be discarded; • the following text: • 'Class A and class B helmets are for alpine skiers, snowboarders and similar groups. Class A helmets offer comparatively more protection. Class B helmets may offer greater ventilation and better hearing, but protect a smaller area of the head and give a lesser degree of protection from penetration.' 	P

Abbreviation: P = Pass; NA = Not Applicable

Appendix:

Section 5.2 – Inspection and determination of mass

Samples No.	Mass (g)
1	654.5
2	653.6



Page 7 of 15



Test Report

Number: SZHH02076395

Tests Conducted

3	648.5
4	650.7
Average(rounded off to nearest 10g)	651.8(650)

Section 4.5—Shock absorbing capacity

Ambient temperature at time of test: 21.4°C

Sample No.	Environment Impact	Test anvil	Location Impact	Velocity (m/s)	Peak (Gn)	Compliant
1	Ambient	Flat	Front	5.38	177.9	Pass
		Flat	Rear	5.36	184.5	Pass
2	Low	Flat	Crown	5.33	208.3	Pass
		Flat	Rear	5.34	135.3	Pass
3	Artificial ageing	Flat	Left	5.36	168.1	Pass
		Flat	Right	5.40	181.6	Pass

Section 4.6—Resistance to penetration

Ambient temperature at time of test: 21.4°C

Sample No.	Location Impact	Velocity (m/s)	The point of the punch touch the headform or not	Compliant
4	Rear	2.68	No	Pass
	Left	2.64	No	Pass
	Right	2.69	No	Pass

Section 4.7.1—Retention system strength

Sample No.	Dynamic extension (mm)	Residual extension (mm)	Compliant
4	18.8	8.6	Pass



Test Report

Number: SZHH02076395

Tests Conducted

Photos for reference




Front view	
Side view	



Test Report

Number: SZHH02076395

Tests Conducted

Back view	
Top view	
Bottom view	



Number: SZHH02076395

Label

LATITUDE S1
SIZE: L 58-61cm 650g MFG: 06/2025
Meets EN 1077:2007, ASTM F2040-18 standards

WARNING: Helmets for alpine skiers and for snowboarders – class B. For use in non-motorized recreational snow sports (such as skiing, snowboarding, and other alpine sports). Your helmet will not protect against injury in all types of accidents. Even while wearing a helmet, low speed accidents may result in serious head injury or death. This helmet may be easily penetrated by sharp objects and cannot protect the user from injuries to the neck, spine or other body parts. For maximum protection, this helmet must be fitted and attached properly to the rider's head according to the User's Guide.

Position the helmet on your head with the front covering your forehead. If the helmet is tipped back and is not covering your forehead then the helmet is not in the proper position.

Meizhou Spoton Sports Equipment Technology Co., Ltd.
 Assembled in China

LATITUDE S2
SIZE: L 58-61cm 650g MFG: 06/2025
Meets EN 1077:2007, ASTM F2040-18 standards

WARNING: Helmets for alpine skiers and for snowboarders – class B. For use in non-motorized recreational snow sports (such as skiing, snowboarding, and other alpine sports). Your helmet will not protect against injury in all types of accidents. Even while wearing a helmet, low speed accidents may result in serious head injury or death. This helmet may be easily penetrated by sharp objects and cannot protect the user from injuries to the neck, spine or other body parts. For maximum protection, this helmet must be fitted and attached properly to the rider's head according to the User's Guide.

Position the helmet on your head with the front covering your forehead. If the helmet is tipped back and is not covering your forehead then the helmet is not in the proper position.

Meizhou Spoton Sports Equipment Technology Co., Ltd.
 Assembled in China

LATITUDE

SIZE: L 58-61cm 650g MFG: 06/2025
Meets EN 1077:2007, ASTM F2040-18 standards

WARNING: Helmets for alpine skiers and for snowboarders – class B. For use in non-motorized recreational snow sports (such as skiing, snowboarding, and other alpine sports). Your helmet will not protect against injury in all types of accidents. Even while wearing a helmet, low speed accidents may result in serious head injury or death. This helmet may be easily penetrated by sharp objects and cannot protect the user from injuries to the neck, spine or other body parts. For maximum protection, this helmet must be fitted and attached properly to the rider's head according to the User's Guide.

Position the helmet on your head with the front covering your forehead. If the helmet is tipped back and is not covering your forehead then the helmet is not in the proper position.

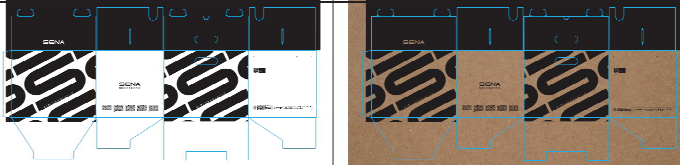

Meizhou Spoton Sports Equipment Technology Co., Ltd.
 Assembled in China



Test Report

Number: SZHH02076395

Tests Conducted




	<p>CLEAN AND STORAGE: Clean this helmet only with mild soap and water. The protective capability of your helmet will diminish over time, dependent upon many factors such as physical damage, exposure to pollution, harmful chemicals and long term exposure to the sun. The helmet can be damaged by contact with common substances (for example, certain solvents, cleaners, hair tonics, etc.) and that this damage may or may not be visible to the user. Do not leave your helmet in a hot car.</p> <p>DAMAGE AND REPLACEMENT: Replace this helmet immediately if it has been subjected to any impact, even if no damage is visible. Any impact may damage the internal structure of the helmet and reduce its ability to protect the user from further impacts. Such helmet should be returned to original place of purchase for inspection, or destroyed and replaced.</p> <p>Sena Technologies Co., Ltd. 19, Heolleung-ro 569-gil, Gangnam-gu, Seoul, 06376 Republic of Korea SENA Europe GmbH Paul-Henri-Spaak-Str. 22, 51069 Köln, Germany International Associates Limited Centrum House, 38 Queen Street, Glasgow, Lanarkshire, G1 3DX, UK UKRP@ia-uk.com UK REP</p>
Package	
Instruction	



Test Report

Number: SZHH02076395

Tests Conducted

Test line	
Impact sites #1	
Impact sites #2	



Test Report

Number: SZHH02076395

Tests Conducted

Penetration site #1	
Penetration site #2	
Penetration site #3	



Page 14 of 15



Test Report

Number: SZHH02076395

Tests Conducted

End of report

The statements of conformity reported have considered the decision rule agreed, namely that Intertek have taken account of measurement uncertainty as calculated by Intertek, and applied according to ILAC-G8:09/2019-(Non-binary acceptance based on guard band $w = U$) except designation from the customer, regulation or test specification. This decision rule only applies to the numeric test results. Full details of our agreed decision rules and the associated risk can be viewed: <https://www.intertek.com.cn/diypage/upload/SZ-AP15-HLS-QA.pdf>.

The sample(s) and sample information hereto are provided by the client who shall be solely responsible for the authenticity and integrity thereof. The results shown in this report relate only to the sample(s) received and tested. It is not intended to be a recommendation for any particular course of action. Intertek does not accept a duty of care or any other responsibility to any person other than the Client in respect of this report and only accepts liability to the Client insofar as is expressly contained in the terms and conditions governing Intertek's provision of services to you. Intertek makes no warranties or representations either express or implied with respect to this report save as provided for in those terms and conditions. We have aimed to conduct the review on a diligent and careful basis and we do not accept any liability to you for any loss arising out of or in connection with this report, in contract, tort, by statute or otherwise, except in the event of our gross negligence or wilful misconduct. This report shall not be reproduced unless with prior written approval from Intertek.



Page 15 of 15

